
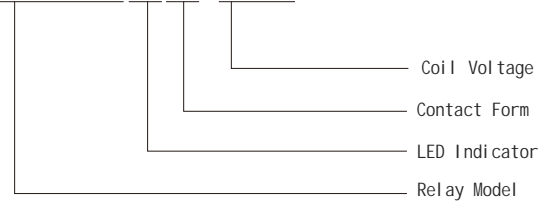


HHC68B(HH52,53,54P) Miniature Electromagnetic Relay

Model Explanation



HHC68B(HH52P)-L-2Z-12VDC



Product Features

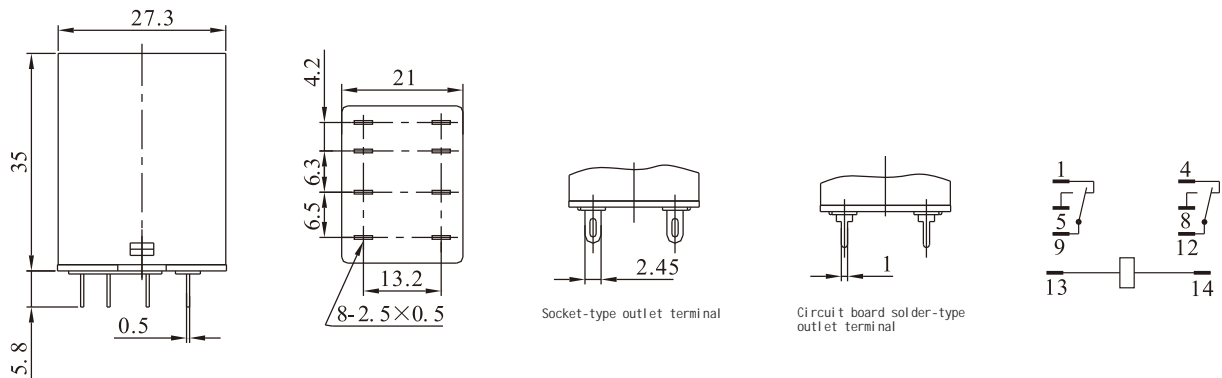
Ultra-small volume; Low power consumption; Large contact load; High sensitivity; Configurable indicator light.

Technical Parameters

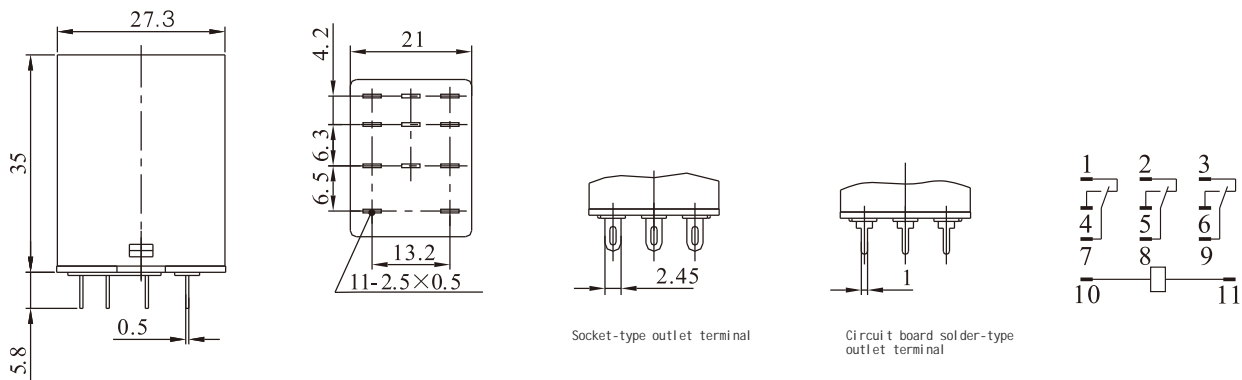
		2Z,2H,2D	3Z,3H,3D	4Z,4H,4D
Contact	Type	2Z,2H,2D	3Z,3H,3D	4Z,4H,4D
	Load (Resistive)	5A/240VAC 28VDC		3A/240VA 28VDC
	Contact Resistance (Initial)	≤100mΩ		
	Material	Silver Alloy		
	Electrical Life (Frequency: 1s ON, 1s OFF)	≥10 ⁵ times		
	Mechanical Life (Frequency: 300 times/minute)	≥10 ⁷ times		
Pick-up Voltage (23)		DC: 75% × Rated Voltage; AC: 80% × Rated Voltage		
Drop-out Voltage (23)		DC: 75% × Rated Voltage; AC: 80% × Rated Voltage		
Maximum Voltage (23)		110% × Rated Voltage		
Coil Specification	DC	6V,9V,12V,24V,36V,48V,110V,220V (Voltage can be customized)		
	AC	6V,9V,12V,24V,36V,48V,110V,220V,380V (Voltage can be customized)		
Coil Power	DC	0.9W		
	AC	1.2VA		
Pick-up Time		≤15ms		
Drop-out Time		≤10ms		
Initial Withstand Voltage	Between Contacts of the Same Polarity	1000VAC/1min (Leakage Current 1mA)		
	Between Contacts of Different Polarities	1000VAC/1min (Leakage Current 1mA)		
	Between Contacts and Coil	1500VAC/1min (Leakage Current 1mA)		
Insulation Resistance		≥100MΩ(500VDC)		
Ambient Temperature		-25~+55℃		
Ambient Humidity		45%~75%RH		
Atmospheric Pressure		86~106KPa		
Shock Resistance		10G (sine half-wave pulse: 11ms)		
Vibration Resistance		10-55Hz, double amplitude: 1.0mm		
Mounting Method		PCB solder type, rail socket type, bolt mounting type		
Packaging Information	Quantity per Inner Box	20 pieces/carton, 50 pieces/foam box		
	Quantity per Outer Box	Carton: 600 pieces/box; Foam box: 500 pieces/box		
	Outer Box Dimensions	600 pieces: 330mm×310mm×345mm; 500 pieces: 440mm×310mm×345mm		
	Weight	Approximately 35g/piece; 600 pieces: Gross weight 22KG/box, Net weight 21KG/box; 500 pieces: Gross weight 19KG/box, Net weight 18KG/box		

Outline Drawing, Wiring Diagram, and Installation Dimensions (mm)

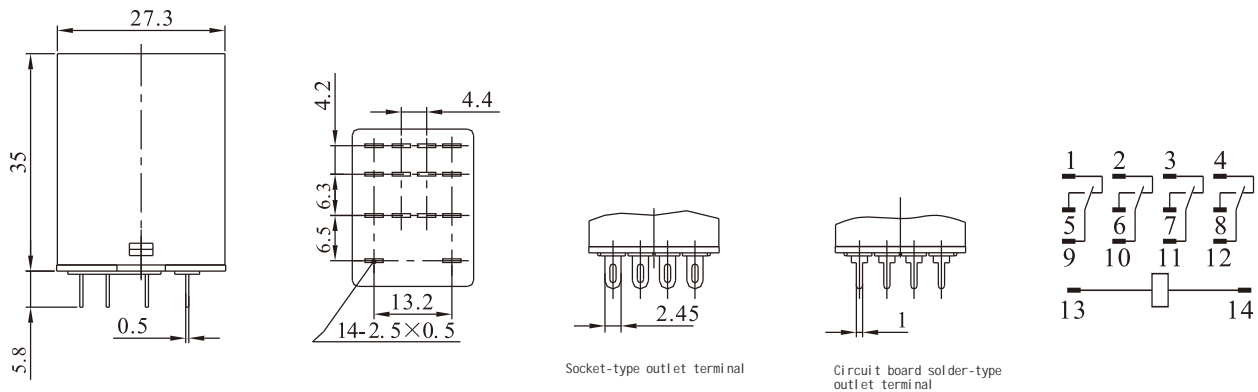
HHC68B-2Z(HH52P)



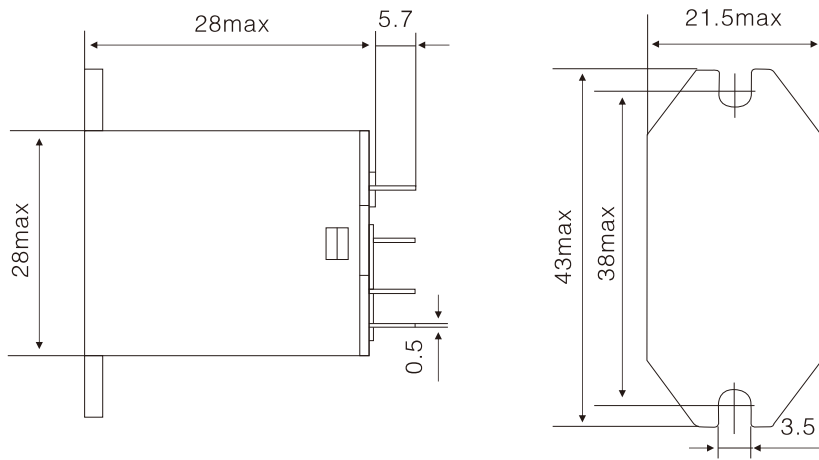
HHC68B-3Z(HH53P)



HHC68B-4Z(HH54P)



Flange-Type Screw Mounting Dimensions for HHC68B (HH52, 53, 54P)



Performance Curve Chart

