

# 规格承认书

SPECIFICATION FOR APPROVAL

JS-N-8-P69F001

# SPECIFICATION FOR APPROVAL

## 1 产品类型 (TYPE MODEL)

型号 (TYPE)	P69F05A1	P69F08A1
特性 (Characteristics)	1Z(1C 转换 changge over)	2Z (2C 转换 changge over)
安装方式 (Installation mode)	导轨安装型 Guide rail mounting type	

## 2 性能 (PERFORMANCE)

### 2.1 负载 (Load):

插座型号 (Socket type)	P69F05A1	P69F08A1
负载电流 (Load current)	16A	10A
负载电压 (Insulation voltage)	300V	300V
可应用继电器型号 May be applied for relay type	NNC69K1Z	NNC69K2Z

### 2.2 介质耐电压和绝缘电阻 (DIELECTRIC STRENGTHS AND INSULATION RESISTANCE):

绝缘类型 Insulation type	施加电压部位 Applied voltage position	电压 V Voltage
介质耐压 Dielectric withstand voltage	异极触点间 Heteropolar contact	2500/S
	线圈触点间 Between coil contacts	4000/S
加强绝缘 Reinforced insulation	任一端子与固定导轨 Between every terminal and guide rail	3000/S

2.3 螺纹旋紧扭矩 (Thread tightening torque): 0.8N.m

2.4 连接导线 (Connecting Wire): AWG20-14 (0.5~2.5mm<sup>2</sup>)

2.5 整体插拔力 (Integral insertion and removal force): 1Z (15-60N) 2Z (20-90N)

2.6 耐腐蚀 (Corrosion resistance): 满足 GB/T2423.17-2008 盐雾试验要求, 试验周期 24h

Meet the requirement of GB/T2423.17-2008 salt spray test, Test period 24h

2.7 使用环境 (Operating environment): -40°C~+65°C

## 4 标志 (MARKING)

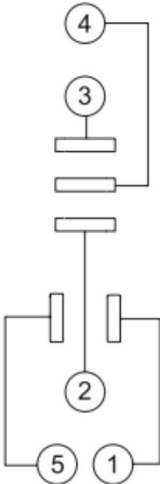
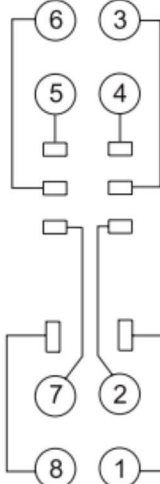
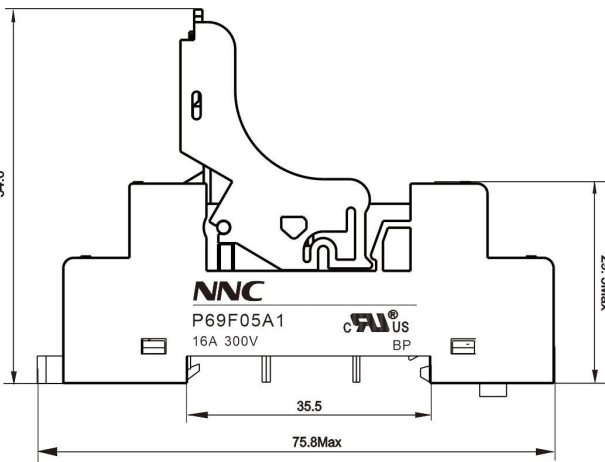
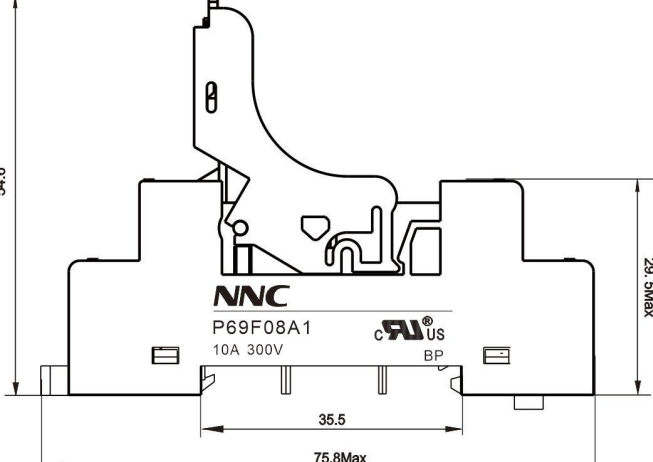
3.1 外壳颜色 (CRUST COLOR): 5 黑色 (Black)

3.2 标志位置 (MARKING POSITION): 侧面 (Beside the body)

3.3 字符颜色 (INK COLOR): 白色 (White)

## 5: 外形安装接线图 (Outline installation wiring diagram)

# SPECIFICATION FOR APPROVAL

1 Z	2 Z
<p>① ⑤ : A1 A2                  ② : NC                  ③ : NO                  ④ : COM</p> 	<p>① ⑧ : A1 A2                  ② ⑦ : NC                  ④ ⑤ : NO                  ③ ⑥ : COM</p> 
 <p style="text-align: center;"><b>NNC</b> P69F05A1 16A 300V cRU<sup>®</sup> US BP</p>	 <p style="text-align: center;"><b>NNC</b> P69F08A1 10A 300V cRU<sup>®</sup> US BP</p>
